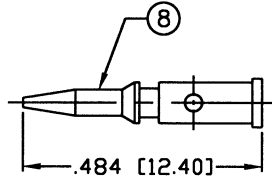
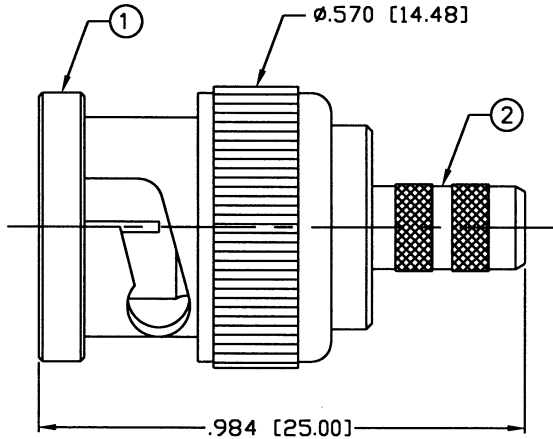


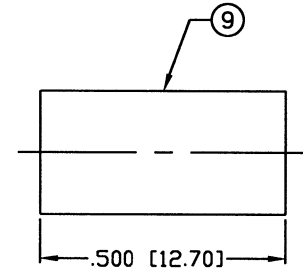
THIS DRAWING CONTAINS INFORMATION PROPRIETARY TO RF INDUSTRIES.  
 ANY UNAUTHORIZED USE OF THIS DRAWING IS EXPRESSLY PROHIBITED  
 WITHOUT WRITTEN PERMISSION FROM RF INDUSTRIES.  
 ANY VIOLATION IS PUNISHABLE UNDER U.S. COPYRIGHT LAWS.

ALL DIMENSIONS ARE REFERENCE ONLY

PART NO. <b>RFB-1106-2ST</b>				
REV	DESCRIPTION	DWN	DATE	APPROVED
A	ENGINEERING RELEASE	CZS	8/12/99	R. RICE
B	CHANGE FERRULE STUD, SPECS & DWG. # 9224	GGG	2/21/02	JDMc



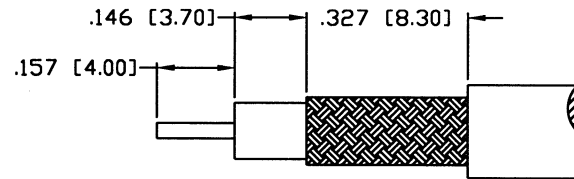
RECOMMENDED CRIMP DIE: .068"



RECOMMENDED CRIMP DIE: .213"

**SPECIFICATIONS:**

IMPEDANCE: 50 Ohms  
 FREQUENCY RANGE: 0-4 GHz  
 VSWR: 1.3 Max.  
 WORKING VOLTAGE: 500 V rms @ sea level  
 TEMPERATURE RANGE: -65°C TO 85°C  
 INSULATION RESISTANCE: 5k M Ohms min.  
 FOR RG-58, 58A, 58C, 141, 141A, BELDEN 8240,  
 8262, 9201, 9203, 9310, 9311 & COMM/SCOPE 0268



RECOMMENDED STRIPPING DIMENSIONS

1	SHELL	1	BRASS	SILVER, 80μ"	008974	
2	BODY	1	BRASS	SILVER, 80μ"		
3	INSULATOR	1	PTFE	----		
4	GASKET	1	RUBBER	----		
5	RETAINING RING	1	BRASS	NICKEL, 100μ"		
6	SPRING	1	SK5	NICKEL, 200μ"		
7	WASHER	1	BRASS	SILVER, 80μ"		
8	PIN	1	BRASS	GOLD, 3μ"		
9	FERRULE	1	BRASS	SILVER, 80μ"		
10						
11						
12						
13						
14						
#	DESCRIPTION	QTY	MATRL	FINISH	APPROVALS	DATE

DRAWN  
G. GALLEGOS  
CHECKED  
C. ZUNIGA  
ORJ DRAWN  
C. ZUNIGA

2/21/02  
2/21/02  
8/12/99

UNLESS OTHERWISE SPECIFIED:  
 1. REMOVE ALL BURRS  
 2. BREAK ALL CORNERS & EDGES .005 R. MAX.  
 3. CHAMFER 1ST & LAST THREADS 45°  
 4. SURFACE ROUGHNESS 63 FINISH MIL-STD-10  
 5. DIAMETERS ON COMMON CENTERS TO BE CONCENTRIC WITHIN .002 T.I.R.  
 6. ALL DIMENSIONS ARE AFTER PLATING.

DIMENSIONS ARE IN INCHES AND [MILLIMETERS]  
 UNLESS OTHERWISE NOTED TOLERANCES ARE:  
 DECIMALS      DIAMETER  
 .xxx±.003 [.08]      .xxx±.001 [.03]  
 .xx±.005 [.13]      .xx±.003 [.08]

**RF connectors**  
 DIVISION OF RF INDUSTRIES, LTD.

7610 MIRAMAR RD  
 SAN DIEGO, CA 92126  
 (858) 549-6340  
 (858) 549-6345 FAX

**BNC PLUG, CRIMP**

SIZE A	CABLE GROUP C	DWG NO. RFB-1106-2ST	REV B
SCALE: NTS		CAD FILE OUTLINE	SHEET 1 OF 1