

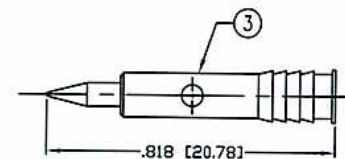
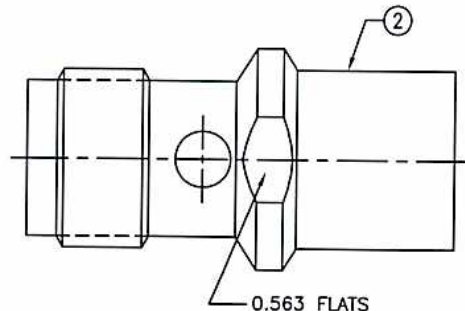
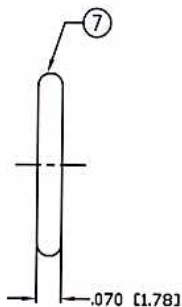
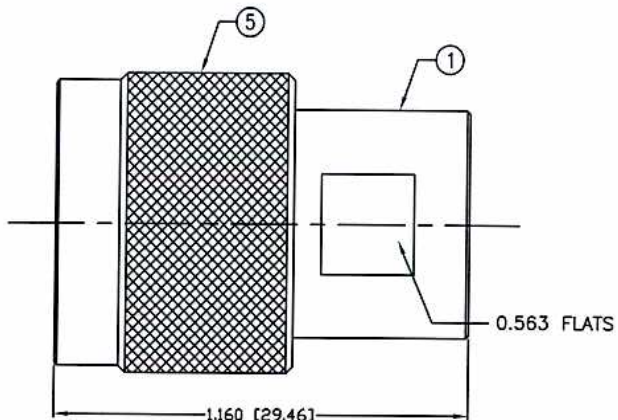
THIS DRAWING CONTAINS INFORMATION PROPRIETARY TO RF INDUSTRIES,
 ANY UNAUTHORIZED USE OF THIS DRAWING IS EXPRESSLY PROHIBITED
 WITHOUT WRITTEN PERMISSION FROM RF INDUSTRIES.
 ANY VIOLATION IS PUNISHABLE UNDER U.S. COPYRIGHT LAWS.

ALL DIMENSIONS ARE REFERENCE ONLY

PART NO.

RFN-1001-S

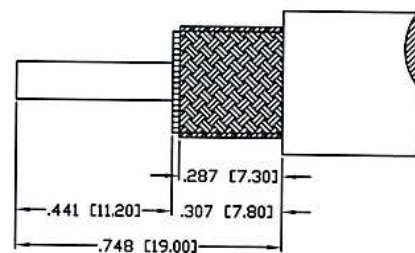
REV	DESCRIPTION	DWN	DATE	APPROVED
F	CHANGE INTERIOR BODY LENGTH ITEM #1	CZS	8/8/97	R. RICE
G	CHANGE BODY ID ITEM #1 / ADD GROUND RING ITEM #9	CZS	10/22/97	R. RICE
H	CHANGE PLACEMENT & ENLARGE SOLDER HOLE ON PIN	CZS	5/6/98	R. RICE
J	CHANGE SPECS, FORMAT, DWG # FROM 8343 & STRIP DIM	GGG	11/14/01	JDMc



RECOMMENDED SOLDER ONLY

SPECIFICATIONS:

- IMPEDANCE: 50 Ohms
 FREQUENCY RANGE: 0-11 GHz
 VSWR MAX: 1.3:1 @ 9 GHz
 WORKING VOLTAGE: 1000 VRMS @ SEA LEVEL
 TEMPERATURE RANGE: -65°C TO 85°C
 INSULATION RESISTANCE: 5k M Ohms min.
 W/RFU-530 REDUCER FOR RG-58, 58A, 58C, 141, 141A/U,
 0268 COMSCOPE & CUSHCRAFT ULTRALINK CABLE
 W/RFU-531 REDUCER FOR RG-59, 59A, 59B, 62, 32A, 62B,
 62C, & 210/U CABLE
 (E) FOR RG-8, 8A, 213/U, BELDEN 8237, 8267, 9251 & 9880
 (F) FOR RG-9, 9A, 9B, 214, 393/U, BELDEN 8242 & 8268 CABLE
 (I) FOR BELDEN 8214, 9913, 9913F, 9914, RG-8/U TYPE,
 CAROL C1180, TIMES AA-5886 & LMR-400 CABLE



RECOMMENDED STRIPING DIMENSIONS

ALTERNATE STRIPING REQUIRED WHEN USING REDUCERS

1	BODY	1	BRASS	SILVER, 30μ"	000486	
2	BODY	1	BRASS	SILVER, 30μ"		
3	PIN	1	BRASS	GOLD, 3μ"		
4	DIELECTRIC	1	PTFE	---		
5	SHELL	1	BRASS	SILVER, 30μ"		
6	GASKET	1	RUBBER	---		
7	O RING	1	RUBBER	---		
8	GROUND RING	1	BRASS	SILVER, 30μ"		
9	RETAINING RING	1	BRASS	SILVER, 30μ"		
10						
11						
12						
13						
14						
#	DESCRIPTION	QTY	MATRL	FINISH	APPROVALS	DATE

UNLESS OTHERWISE SPECIFIED:

- REMOVE ALL BURRS
- BREAK ALL CORNERS & EDGES .005 R. MAX.
- CHAMFER 1ST & LAST THREADS 45°
- SURFACE ROUGHNESS 63 FINISH MIL-STD-10
- DIAMETERS ON COMMON CENTERS TO BE CONCENTRIC WITHIN .002 T.I.R.
- ALL DIMENSIONS ARE AFTER PLATING.

DIMENSIONS ARE IN INCHES AND [MILLIMETERS]

UNLESS OTHERWISE NOTED TOLERANCES ARE:

DECIMALS	DIAMETER
.XXX±.003 [.08]	.XXX±.001 [.03]
.XX±.005 [.13]	.XX±.003 [.08]

RFconnectors
 DIVISION OF RF INDUSTRIES, LTD.

7610 MIRAMAR RD
 SAN DIEGO, CA 92126
 (858) 549-6340
 (858) 549-6345 FAX

N PLUG, SOLDER

SIZE	CABLE GROUP	DWG NO.	REV
A	C,C1,C2,D,E,F,I,P,X	RFN-1001-S	J
SCALE: NTS		CAD FILE OUTLINE	SHEET 1 OF 1