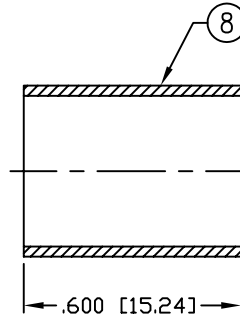
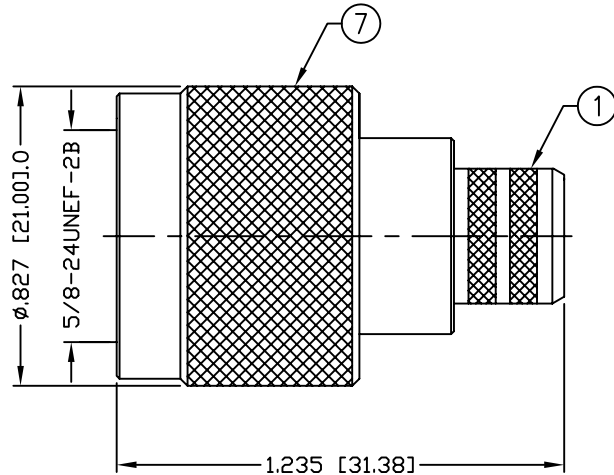


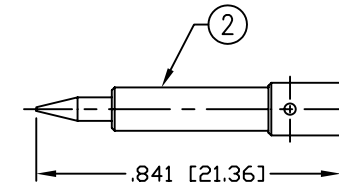
THIS DRAWING CONTAINS INFORMATION PROPRIETARY TO RF INDUSTRIES.  
 ANY UNAUTHORIZED USE OF THIS DRAWING IS EXPRESSLY PROHIBITED  
 WITHOUT WRITTEN PERMISSION FROM RF INDUSTRIES.  
 ANY VIOLATION IS PUNISHABLE UNDER U.S. COPYRIGHT LAWS.

ALL DIMENSIONS ARE REFERENCE ONLY

PART NO.		<b>RFN-1006-3I</b>		
REV	DESCRIPTION	DWN	DATE	APPROVED
N1	ADD CRIMP TOOL, PIN LENGTH & SOLDER NOTE / P/N WAS 8103	CZS	10/11/04	JDMc
P	CHG. PIN DESIGN / ADJUST STRIPPING DIM. / UPDATE DWG & SPECS	CZS	4/22/05	JDMc
R	CHANGE PIN CRIMP DIE SIZE	CZS	3/6/05	JDMc
S	ADDED RG-8 TO SOLDER ONLY NOTE	CZS	8/8/06	JDMc



RECOMMENDED CRIMP DIE: .429"

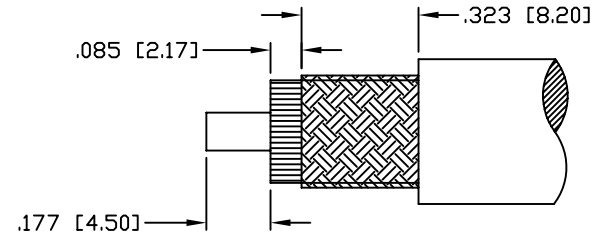


RECOMMENDED CRIMP DIE: .118" OR .128"

\* "SOLDER ONLY" FOR RG-8/U TYPE & "E" CABLE GROUP

**SPECIFICATIONS:**

IMPEDANCE: 50 Ohms  
 FREQUENCY RANGE: 0-11 GHz  
 VSWR: 1.3 Max. @ 9 GHz  
 INSERTION LOSS: .06 dB Max. X  $\sqrt{fGHz}$   
 WORKING VOLTAGE: 1k V rms @ sea level  
 TEMPERATURE RANGE: -65°C TO 85°C  
 INSULATION RESISTANCE: 5k M Ohms min.  
 (E) RG-8, 8A, 213/U, ALPHA 9008, 9213, BELDEN 8267, 9251, 9880, 89880, INTERCOMP 4085, 22132, TIMES AA-4478  
 (I) FOR BELDEN 8214, 9913, 9913F, 9914, \*RG-8/U TYPE, CAROL C1180, TIMES AA-5886 & LMR-400 CABLE



RECOMMENDED STRIPPING INSTRUCTIONS

1	BODY	1	BRASS	SILVER, 5 $\mu$ "	000486	
2	PIN	1	BRASS	GOLD, 3 $\mu$ "		
3	INSULATOR	1	PTFE	----		
4	RETAINING RING	1	BRASS	SILVER, 5 $\mu$ "		
5	GASKET	1	SI RUBBER	----		
6	GROUND RING	1	BRASS	SILVER, 5 $\mu$ "		
7	SHELL	1	BRASS	SILVER, 5 $\mu$ "		
8	FERRULE	1	BRASS	SILVER, 5 $\mu$ "		
9						
10					DRAWN	
11					C. ZUNIGA	
12					CHECKED	
13						
14					ORJ DRAWN	
#	DESCRIPTION	QTY	MATERIAL	FINISH	APPROVALS	DATE

UNLESS OTHERWISE SPECIFIED:

DIMENSIONS ARE IN INCHES AND [MILLIMETERS]  
 UNLESS OTHERWISE NOTED TOLERANCES ARE:

DECIMALS	DIAMETER
----------	----------

7610 MIRAMAR RD  
 SAN DIEGO, CA 92126  
 (858) 549-6340  
 (858) 549-6345 FAX

**RF connectors**  
 DIVISION OF RF INDUSTRIES, LTD.

## N PLUG, CRIMP

SIZE	CABLE GROUP	DWG NO.	REV
A	E & I	RFN-1006-3I	S

SCALE: NTS      CAD FILE      OUTLINE      SHEET 1 OF 1